

NACF

Keith Heard

Hampshire County Council

Southern Construction Framework

NACF



Welcome to new friends and members

Midlands Highway Alliance
SEWSCAP

National Social Value Survey – NACF Clients think that our frameworks have a positive effect on..

Local Employment



Apprenticeships



Local spend



Educational visits



Improvements to Environment



Training days provision



Spend with local SME's



National Social Value Survey – NACF Clients think we could do more in terms of.....

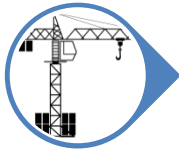
- Community support - financial** ✓
- Travel planning improvements** ✓
- Community support - physical** ✓
- Advice to those in the community** ✓
- Careers advice** ✓

NACF projects add value (National KPI's)

	NACF	National
% Projects completed on time	75%	55%
% Projects completed on budget	76%	64%
% Payments made on time	91%	79%
Client satisfaction - defects	86%	73%

NACF Sample based on 600 projects with value of £1.2bn in 2016

National figures derived from 2016 CITB UK Industry Performance report by Glenigan



Tower Cranes

Costs up **19%**
Employees up 5%
Lead times increased by 1 week



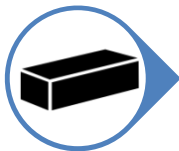
Steelwork

Increased costs by **9%**
Number of workers up by 4%
Lead in times increased by around 2 weeks



Dry Lining

Costs up by **11%**
Employees up by 7%
Lead in times increased by 2 weeks



Brickwork

Costs up **9%**
Number of employees increased by 6%
Lead in times were **6 weeks** longer than 2016



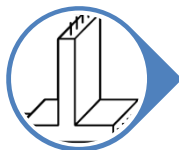
M & E

Cost risen by **11%**
Workers increased by 9%
Lead times increased by 2 weeks



Carpentry and Joinery

Increase in average costs by **11%**
Employees also increased by 10%
Increase in lead times by 3 weeks



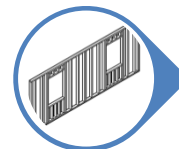
Concrete frame

Costs risen by **8%** in 2017
16% increase in the number of employees within trade
Lead in times increased by 3 weeks



Windows

5% increase in both costs and number of employees
Lead in times very similar to 2016



Curtain walling

Costs risen by around **6%**
Employee numbers risen by 4%
Lead in times risen by 3 weeks

NACF Fire Capacity Survey

- National Survey of UK contractors and supply chain.
- Responses from 9 of the top 10 largest contractors in the UK
- Good variety of supply chain across all regions
- 638 Suppliers identified across 7 Trades nationwide
- Southern regions expect longer lead times than rest of the country
- Concerns may be due to shared supply chain across southern regions/local market conditions.

Percentage of Framework contractors willing to undertake work (number of contractors)			Maximum number of orders Contractors can accept in a 3 month period (average)		Worst case lead in times (average weeks)	
Region	Buildings <10 stories	Buildings >10 stories	Buildings <10 stories	Buildings >10 stories	Buildings <10 stories	Buildings >10 stories
N. Wales	20% (1)	20% (1)	4	2	8	8
East Midlands	100% (2)	50% (1)	5	4	13	10
North West	61% (11)	44% (8)	8	8	14	15
West Midlands	75% (3)	75% (3)	7	5	13	15
South West	40% (4)	40% (4)	6	4	22	22
South east	37% (3)	25% (2)	6	5	22	21
London	37% (3)	37% (3)	9	7	24	24
Y & H	18% (7)	10% (4)	7	4	11	12
National average	50% (5)	40% (4)	7	5	16	16

Evidence of nationwide suppliers being utilised across the country

Trade	Regions Used in
Security (111)	Large security firm utilised by 4 regions in UK
Scaffold (116)	Major scaffold supplier with contracts in 7 NACF regions
Windows (141)	One supplier, now in administration, was supplying 5 different regions
Mast Climbers (59)	Major scaffolding and mast climber company working with contractors in 6 regions
Fire Doors (91)	National Doors specialist supplying 6 regions
Fire Detection (116)	Large fire engineering company supplying contractors in 7 NACF regions
Cladding (121)	Another supplier in administration had contracts in 5 regions

Local areas of risk

A London supplier of mast climbers used by 4 contractors in London

In the North West, one, medium sized scaffolding supplier is used by 6 contractors

A large Mast Climbers supplier used by 7 Contractors in NW

Large independent Scaffolder used by 5 contractors in SW.

Scaffold supplier based in the NW used by 5 contractors in Y & H

SW based local firm used by 6 contractors for Cladding in SW

Further information

www.nacframework.org.uk

"Public sector officers from across England and Wales, collaborating to drive quality, efficiency, social value and innovation within publicly funded construction projects"